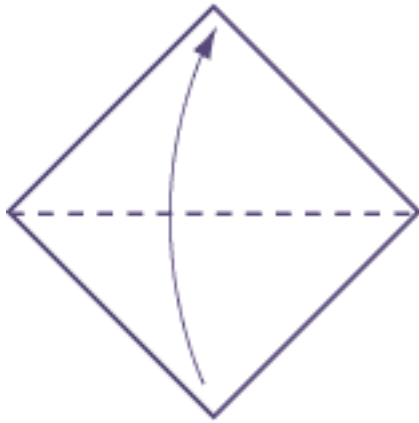
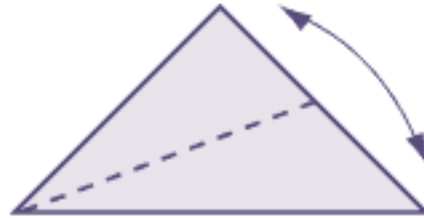


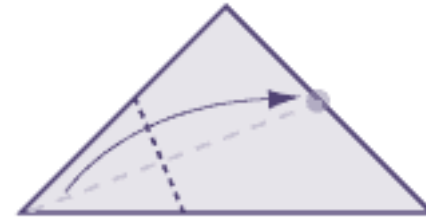
Bucket Folding Instructions



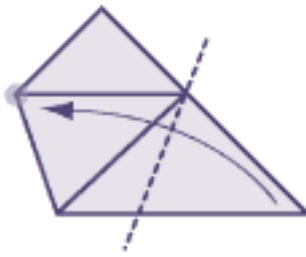
1. Start with a square paper white side up. Fold in half, as shown.



2. Fold the top corner down to the baseline. Crease well and unfold.



3. Fold the bottom left hand corner up to the crease line just made.



4. Now fold the bottom right hand corner up to the opposite side.



5. Fold the front flap downwards & tuck into little pocket.



6. Now fold the back top flap backwards in the same manner and I tuck it inside.



7. Open out.
Your bucket is finished, all you need to do is decorate it!